



KEMPEN “REVERSE PARKING”

PLAY
CONTINUE
INSTRUCTION
HIGH SCORE
MORE GAMES



Unit OSHA, PSP

The Benefits Of Reverse Parking

Reversing into a parking space as offers numerous advantages.

The first is financial.

- It has been estimated that reversing into a parking space so that you can drive away forwards can save Â£2 per week on fuel.
- It takes the engine from an average five year old car around one and a half minutes to warm up and reach maximum fuel efficiency.
- The most effective way to warm the engine is by driving it smoothly away.

time...



to rethink




NEW

**REVERSE
PARKING
ONLY**



- Reversing out of a parking space when the engine is cold uses around twenty to twenty five times more fuel in the first seconds than it does when warm.
- If you reverse out of a parking space an average of 10 times a week then this additional cost in fuel adds up to around Â£2 around a week.
- So by making sure you pull out of your parking space forwards you could save around Â£100 per year.
- This doesn't include the money you will also save from decreasing the wear to your car's engine.







- Reverse parking, also known as bay parking, is also **widely considered to be safer.**
- Firstly at slow speeds a car has greater maneuverability going backwards than it does going forwards.
- **Also reversing into an area you can see, namely a parking bay is safer than reversing out into an area you can't see i.e. a busy road.**
- It is also a lot easier to control a car going forwards than it is backwards when it is first started and attempting a high risk manoeuvre such as reversing when you have just entered a car are not necessarily concentrating to the best of your abilities is more dangerous.

Download from © Dreamstime.com





**REVERSE
PARKING
ONLY**



- **Increased security is another advantage.**

- **Reversing close to a wall or other large object can make it harder for a thief to break into your car.**
- **Also if for personal security reasons you needed to leave a parking space quickly, driving forwards would allow you greater acceleration and improved vision.**



- To make reversing into a parking bay easier you can lower the left mirror to provide a better guide to your lateral position.
- If all the parking spaces run in parallel rows you can line your car up with the space in front and reverse back in a straight line.
- This should automatically position you in the centre of the parking bay.









Thank You
Thank You
Thank You!!!!